






FOTO/PICTURE	TIPO/TYPE	CODE	QTA/QTY	PALLETS
	DOCCIA / SHOWER	6CAZ1190-001	647	6
	DOCCIA / SHOWER	6CAC11L1-003	143	
	DOCCIA / SHOWER	2Q100-11-001-C	204	
	DOCCIA / SHOWER	Z-B108-CN	540	
	DOCCIA / SHOWER	SW21011-425	400	

	DOCCIA / SHOWER	8F200	66	7,5
	LAVELLO CUCINA / KITCHEN	9951311/SA	125	
	VASCA / BATHTBUB	58150110341	289	
	VASCA / BATHTBUB	9Y15011-003	100	
	VASCA / BATHTBUB	XC1BB003F-RAF	531	
	VASCA / BATHTBUB	8Z150110301	40	

	VASCA / BATHTBUB	34530-11-001	100	6,5
	VASCA / BATHTBUB	XC1BB003F-RAF	165	
	LAVABI / SINKS	9Y30111-003	1050	
	LAVABI / SINKS	9030111-001	300	
	LAVABI / SINKS	34710-11-121	150	
	LAVABI / SINKS	2G710-11-131	63	

	LAVABI / SINKS	XC1BB001D-RAF	287	
	LAVABI / SINKS	2R30011-002	200	
	BIDET	8F401112X01	300	1
	MIX CUCINA e LAVABO / MIX KITCHEN AND SINK	XC1BB001D-RAF	1300	3
	SALISCENDI / SHOWER RAIL	15306110341/AL	200	7
	SALISCENDI / SHOWER RAIL	XC1AA003C-RAF	700	

TOTALE/TOTAL	7900
TOT. PALLETS	31